

Signify Classified - Internal
Cooper Lighting Solutions Photometric Lab
1121 Highway 74 South
Peachtree City, GA 30269



Scaled data based on original data using
LM-79-08 Approved Method: Electrical and Photometric Measurements of Solid-
State Lighting Products

Test Report Prepared for
Cooper Lighting Solutions
(formerly Eaton)

Brand: INVUE

Report Number: P868505

Luminaire Tested: **EMM2-HTN-SA2C-740-U-T2U-HSS**

Issue Date: 08/22/2024



Test Information

Test Method: LM-79-08
Report Number: P868505
Test Lab: INNOVATION CENTER(G3)
Issue Date: 08/22/2024
Manufacturer: COOPER LIGHTING SOLUTIONS (FORMERLY EATON)
Product Line: INVUE
Catalog Number: EMM2-HTN-SA2C-740-U-T2U-HSS
Description: EPIC MODERN TALL HOUSING DISCRETE LED ARRAYS 120W 70CRI 4000K
FIXTURE w/ TYPE II URBAN DISTRIBUTION OPTIC AND HOUSE SIDE SHIELD
Light Source: (20) 4000K CCT, 70 CRI LEDS
Ballast/Driver: ELECTRONIC DRIVER

Summary

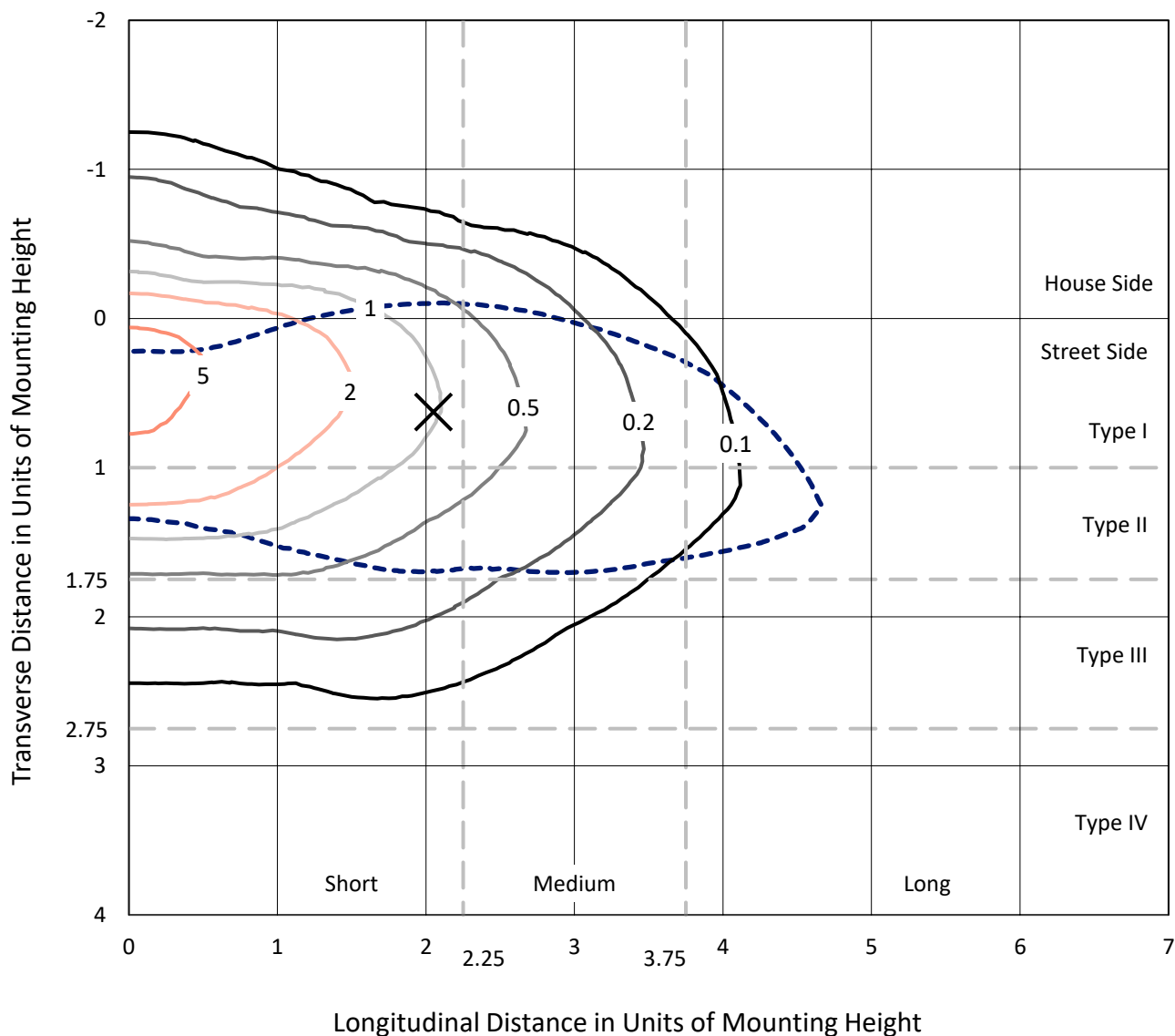
Lumens per Lamp: N/A
Luminaire Lumens: 9322 lumens
Efficiency: N/A
Efficacy: 92.3 lumens/watt
Luminous Opening: Rectangular (W 0.67' x L: 0.33' x H: 0')
IES Classification: Type II - Short
BUG Rating: B1 - U0 - G2

Input Watts (W): 101
Input Voltage (V): 120
Input Current (Ain): NR
Voltage Rise (V): NR
Power Factor: 0.99
Total Harmonic Distortion (THDi): 9.45%
Frequency (hertz): 60
Stabilization Time: NR
Operation Time: NR
Ambient Temperature (°C): NR
Test Distance: 24 FT

REPORT NUMBER: P868505
 CATALOG NUMBER: EMM2-HTN-SA2C-740-U-T2U-HSS

Iso-Footcandle Lines of Horizontal Illumination

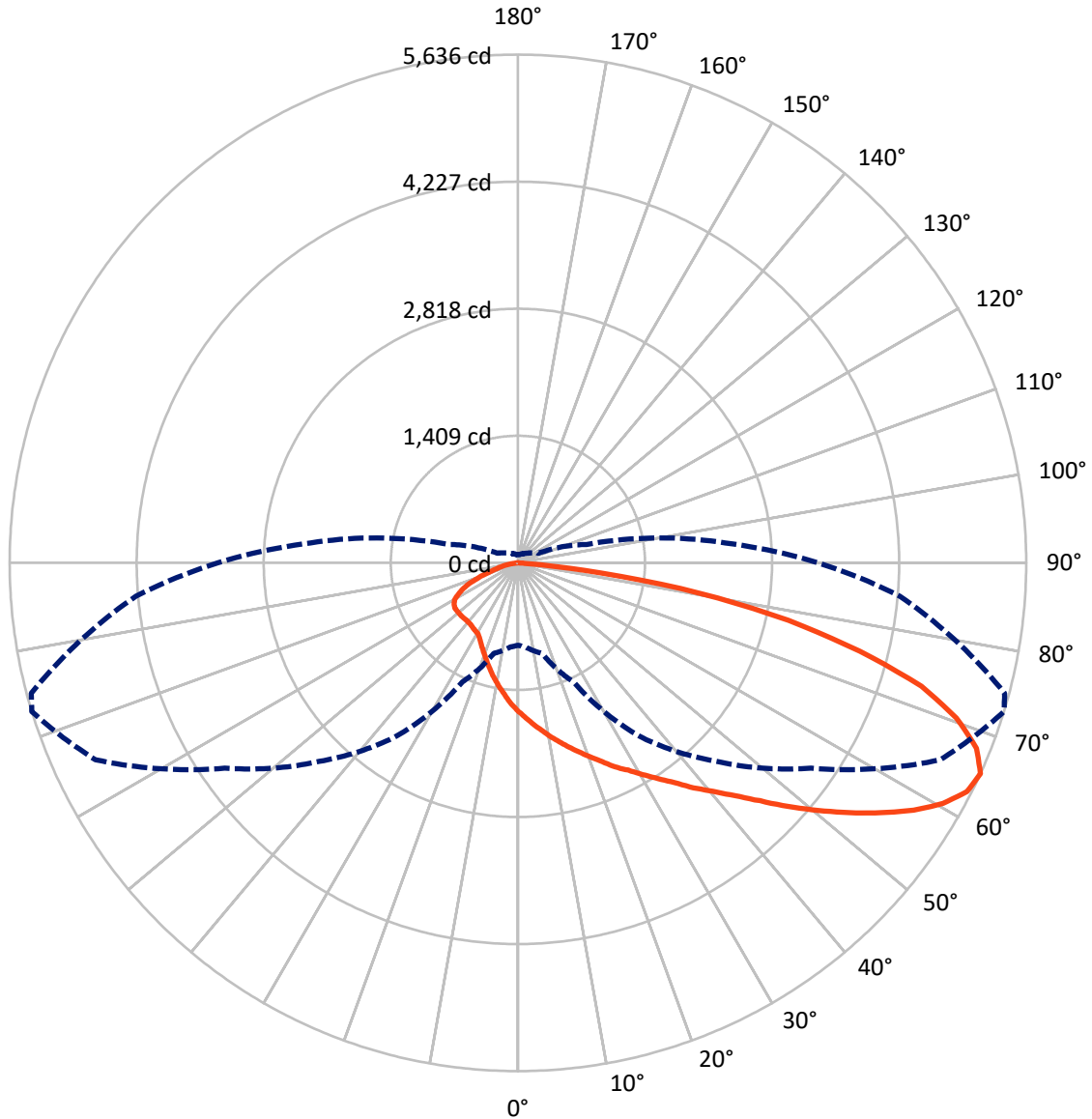
× Max cd
 - - - 1/2 Max cd



Based on 20 foot mounting height. Maximum calculated value = 6.7 fc
 Type II - Short - N/A

REPORT NUMBER: P868505
CATALOG NUMBER: EMM2-HTN-SA2C-740-U-T2U-HSS

Luminous Intensity Polar Plot



— Vertical Plane Through 73-Deg Lateral - - - Horizontal Cone Through 65-Deg Vertical

REPORT NUMBER: P868505
 CATALOG NUMBER: EMM2-HTN-SA2C-740-U-T2U-HSS

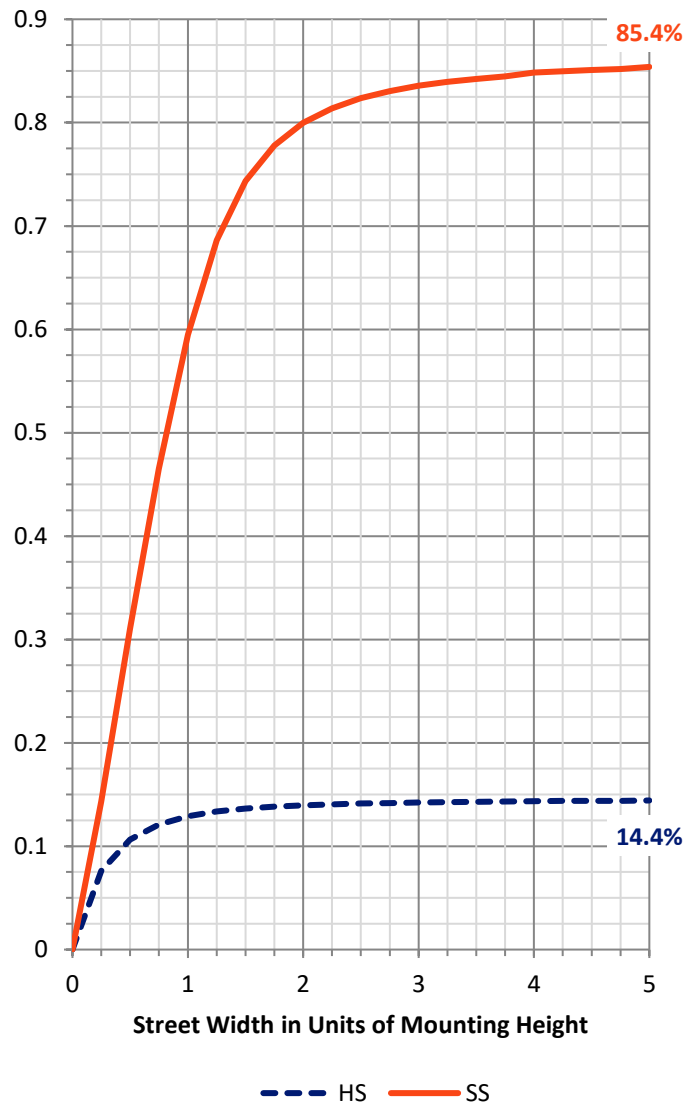
FLUX DISTRIBUTION:

		Downward	Upward	Total
House Side	Lumens	1355.6	0.0	1355.6
	% Fixture	14.5	0.0	14.5
Street Side	Lumens	7966.5	0.0	7966.5
	% Fixture	85.5	0.0	85.5
Total	Lumens	9322.0	0.0	9322.0
	% Fixture	100.0	0.0	100.0

Coefficient of Utilization

ZONAL LUMENS:

Zone	Lumens	% Fixture
0°-10°	159.6	1.7
10°-20°	485.1	5.2
20°-30°	812.5	8.7
30°-40°	1225.6	13.1
40°-50°	1731.7	18.6
50°-60°	1948.6	20.9
60°-70°	1747.3	18.7
70°-80°	1062.8	11.4
80°-90°	148.7	1.6
90°-100°	0.0	0.0
100°-110°	0.0	0.0
110°-120°	0.0	0.0
120°-130°	0.0	0.0
130°-140°	0.0	0.0
140°-150°	0.0	0.0
150°-160°	0.0	0.0
160°-170°	0.0	0.0
170°-180°	0.0	0.0
0°-90°	9322.0	100.0
0°-180°	9322.0	100.0



REPORT NUMBER: P868505

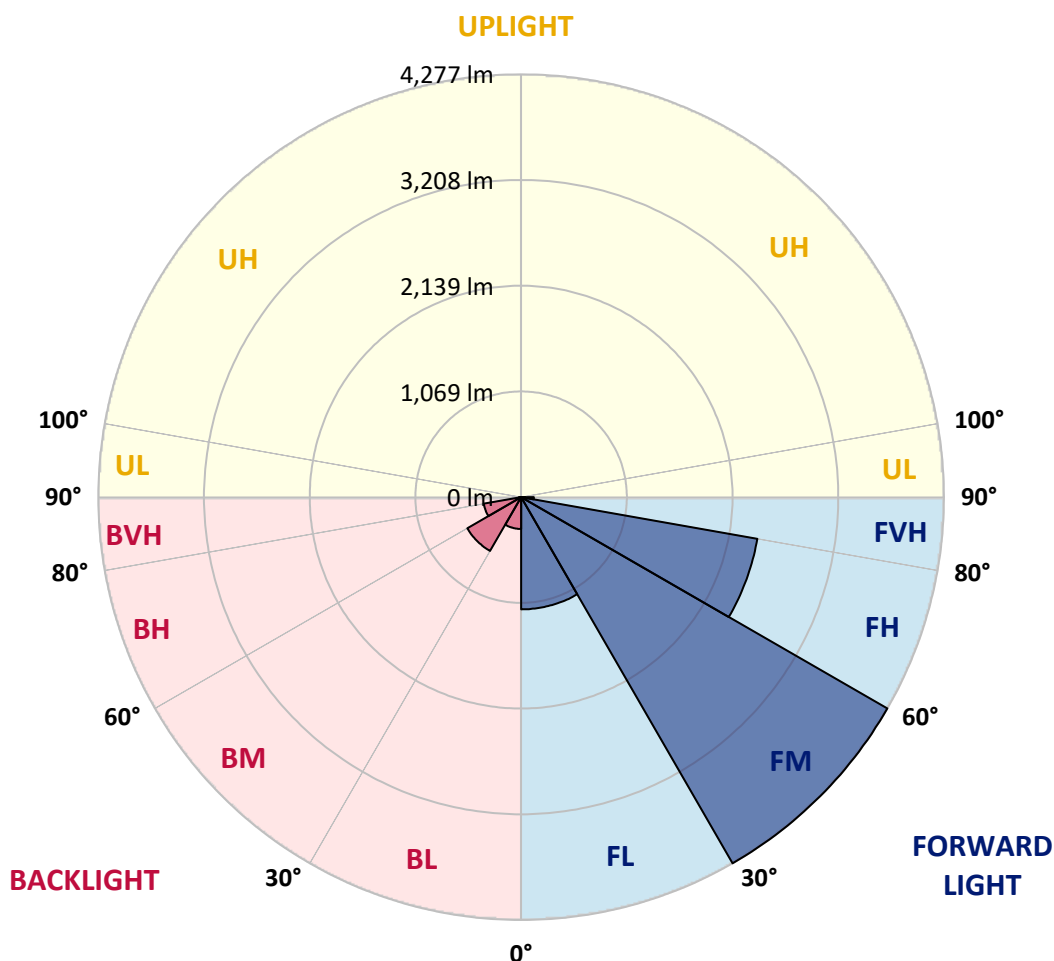
CATALOG NUMBER: EMM2-HTN-SA2C-740-U-T2U-HSS

LUMINAIRE CLASSIFICATION SYSTEM LUMEN TABLE AND BUG RATING:

Zone	Lumens	% Fixture	Zone Rating/Lumen Limit		
			B	U	G
FL (0°-30°)	1135.2	12.2			
FM (30°-60°)	4277.4	45.9			
FH (60°-80°)	2426.1	26.0			G2/5000
FVH (80°-90°)	127.7	1.4			G2/225
BL (0°-30°)	322.0	3.5	B1/500		
BM (30°-60°)	628.6	6.7	B1/1000		
BH (60°-80°)	384.0	4.1	B1/500		G1/500
BVH (80°-90°)	21.0	0.2			G1/100
UL (90°-100°)	0.0	0.0		U0/0	
UH (100°-180°)	0.0	0.0		U0/0	

BUG Rating: B1-U0-G2

Type II Short





REPORT NUMBER: P868505

CATALOG NUMBER: EMM2-HTN-SA2C-740-U-T2U-HSS

CANDELA DISTRIBUTION (FULL):

	0°	5°	15°	25°	35°	45°	55°	65°	73°	75°	85°
0°	1653.7	1653.7	1653.7	1653.7	1653.7	1653.7	1653.7	1653.7	1653.7	1653.7	1653.7
2.5°	1908.8	1897.8	1881.4	1867.7	1843.0	1810.1	1782.6	1747.0	1722.3	1714.1	1678.4
5°	2185.8	2172.1	2152.9	2120.0	2054.2	2015.8	1944.5	1862.2	1796.4	1782.6	1700.4
7.5°	2471.0	2465.5	2421.7	2372.3	2292.8	2207.7	2098.0	1969.1	1873.1	1851.2	1725.1
10°	2712.4	2687.7	2663.0	2616.4	2531.4	2410.7	2268.1	2089.8	1955.4	1919.8	1749.7
12.5°	2857.7	2849.5	2827.6	2772.7	2690.4	2586.2	2416.2	2207.7	2035.0	1985.6	1774.4
15°	2964.7	2972.9	2951.0	2915.3	2830.3	2731.6	2567.0	2331.2	2120.0	2062.4	1801.8
17.5°	3066.2	3060.7	3057.9	3016.8	2940.0	2841.3	2674.0	2432.6	2205.0	2141.9	1829.3
20°	3123.7	3126.5	3121.0	3104.5	3030.5	2934.5	2778.2	2553.3	2298.2	2226.9	1864.9
22.5°	3153.9	3164.9	3175.9	3173.1	3112.8	3038.7	2876.9	2649.3	2394.2	2320.2	1908.8
25°	3173.1	3181.3	3206.0	3238.9	3184.1	3123.7	2986.6	2764.5	2506.7	2421.7	1960.9
27.5°	3189.6	3200.5	3230.7	3280.1	3236.2	3200.5	3082.6	2863.2	2602.7	2525.9	2021.2
30°	3296.5	3310.2	3310.2	3334.9	3285.6	3277.3	3189.6	2981.1	2723.3	2641.1	2098.0
32.5°	3579.0	3551.6	3502.2	3477.5	3359.6	3362.3	3293.8	3099.1	2852.2	2770.0	2194.0
35°	3823.1	3823.1	3762.8	3683.2	3494.0	3455.6	3414.5	3255.4	2992.1	2912.6	2320.2
37.5°	4058.9	4061.7	3998.6	3930.0	3713.4	3576.3	3554.3	3406.2	3164.9	3071.6	2451.8
40°	4207.0	4223.5	4207.0	4154.9	3946.5	3787.4	3691.4	3576.3	3329.4	3258.1	2602.7
42.5°	4231.7	4264.6	4325.0	4341.4	4116.5	3976.7	3867.0	3751.8	3526.9	3447.4	2775.4
45°	4168.6	4179.6	4314.0	4333.2	4242.7	4127.5	4053.5	3957.5	3762.8	3694.2	2967.4
47.5°	3995.9	3973.9	4020.6	4187.8	4223.5	4218.0	4237.2	4190.6	4037.0	3949.2	3178.6
50°	3625.6	3633.9	3784.7	3987.6	4111.1	4250.9	4374.3	4426.4	4314.0	4226.2	3406.2
52.5°	2951.0	2989.4	3277.3	3757.3	3971.2	4229.0	4473.1	4648.6	4602.0	4517.0	3631.1
55°	2424.4	2482.0	2770.0	3387.0	3779.2	4122.0	4530.7	4881.7	4889.9	4824.1	3836.8
57.5°	1897.8	1944.5	2248.9	2813.8	3505.0	3954.7	4538.9	5081.9	5175.2	5098.4	4017.8
60°	1486.5	1519.4	1697.6	2344.9	3167.6	3716.1	4478.6	5241.0	5416.5	5358.9	4174.1
62.5°	1127.2	1151.9	1310.9	1854.0	2753.5	3436.4	4275.6	5298.6	5586.5	5531.7	4261.9
65°	913.3	935.2	1039.4	1456.3	2344.9	3112.8	3968.4	5166.9	5635.9	5586.5	4250.9
67.5°	746.0	754.2	839.2	1135.4	1982.9	2748.0	3518.7	4824.1	5485.1	5482.3	4124.8
70°	603.4	625.3	696.6	905.0	1648.3	2328.4	2994.8	4286.6	5158.7	5186.1	3872.5
72.5°	512.9	518.3	581.4	748.7	1343.8	1889.6	2479.2	3666.8	4678.8	4700.7	3477.5
75°	433.3	441.5	488.2	606.1	1091.5	1500.2	1993.8	2961.9	3916.3	4009.6	2929.0
77.5°	373.0	375.7	408.6	499.1	776.1	1127.2	1461.8	2221.5	3066.2	3132.0	2301.0
80°	293.5	298.9	334.6	394.9	540.3	732.3	1009.3	1519.4	2048.7	2122.7	1593.4
82.5°	137.1	153.6	161.8	216.7	282.5	362.0	477.2	633.5	927.0	924.2	743.2
85°	13.7	11.0	11.0	16.5	24.7	24.7	30.2	35.7	71.3	85.0	65.8
87.5°	0.0	0.0	0.0	2.7	5.5	5.5	5.5	8.2	8.2	8.2	8.2
90°	0.0	0.0	0.0	0.0	0.0	0.0	0.0	0.0	0.0	0.0	0.0



REPORT NUMBER: P868505

CATALOG NUMBER: EMM2-HTN-SA2C-740-U-T2U-HSS

CANDELA DISTRIBUTION (continued):

	90°	95°	105°	115°	125°	135°	145°	155°	165°	175°	180°
0°	1653.7	1653.7	1653.7	1653.7	1653.7	1653.7	1653.7	1653.7	1653.7	1653.7	1653.7
2.5°	1662.0	1637.3	1593.4	1552.3	1524.8	1502.9	1467.3	1445.3	1428.9	1406.9	1404.2
5°	1656.5	1612.6	1524.8	1450.8	1379.5	1319.2	1256.1	1217.7	1176.5	1157.3	1173.8
7.5°	1662.0	1590.7	1453.5	1341.1	1234.1	1138.2	1055.9	1003.8	965.4	946.2	948.9
10°	1664.7	1571.5	1393.2	1236.9	1099.8	987.3	894.1	822.8	776.1	765.2	751.5
12.5°	1659.2	1546.8	1332.9	1135.4	970.9	847.4	737.7	682.9	636.3	614.3	614.3
15°	1664.7	1527.6	1269.8	1042.2	855.7	713.1	619.8	559.5	532.1	512.9	515.6
17.5°	1664.7	1511.1	1209.5	951.7	743.2	611.6	526.6	477.2	449.8	438.8	436.1
20°	1683.9	1497.4	1151.9	866.6	644.5	521.1	452.5	414.1	392.2	381.2	375.7
22.5°	1697.6	1486.5	1099.8	784.4	562.2	455.3	397.7	362.0	345.6	340.1	340.1
25°	1722.3	1483.7	1053.1	704.8	496.4	405.9	353.8	326.4	312.6	307.2	307.2
27.5°	1758.0	1489.2	1009.3	636.3	447.0	356.5	318.1	296.2	288.0	285.2	282.5
30°	1810.1	1513.9	981.8	584.2	400.4	326.4	290.7	277.0	271.5	268.8	268.8
32.5°	1878.6	1557.8	970.9	556.7	373.0	301.7	271.5	260.5	255.1	255.1	252.3
35°	1963.7	1607.1	962.6	532.1	353.8	285.2	257.8	246.8	244.1	244.1	244.1
37.5°	2065.1	1659.2	948.9	515.6	342.8	271.5	246.8	235.9	235.9	235.9	235.9
40°	2177.6	1736.0	946.2	504.6	334.6	263.3	235.9	224.9	224.9	224.9	224.9
42.5°	2303.7	1818.3	943.4	496.4	329.1	257.8	224.9	213.9	213.9	213.9	213.9
45°	2457.3	1922.5	948.9	490.9	329.1	252.3	216.7	202.9	200.2	200.2	200.2
47.5°	2608.1	2021.2	954.4	485.4	323.6	244.1	205.7	192.0	189.2	186.5	186.5
50°	2770.0	2122.7	954.4	479.9	318.1	235.9	197.5	178.3	175.5	172.8	172.8
52.5°	2929.0	2207.7	957.1	471.7	304.4	222.1	183.7	167.3	161.8	159.1	156.3
55°	3082.6	2298.2	959.9	458.0	288.0	208.4	175.5	156.3	148.1	142.6	142.6
57.5°	3197.8	2372.3	946.2	430.6	266.0	194.7	161.8	142.6	131.6	126.2	126.2
60°	3307.5	2418.9	921.5	389.4	244.1	181.0	150.8	128.9	117.9	112.4	112.4
62.5°	3351.4	2427.1	863.9	318.1	216.7	167.3	137.1	117.9	109.7	107.0	107.0
65°	3326.7	2391.5	787.1	252.3	192.0	150.8	126.2	109.7	98.7	90.5	90.5
67.5°	3192.3	2268.1	682.9	200.2	167.3	137.1	115.2	98.7	87.8	79.5	79.5
70°	2937.3	2070.6	532.1	159.1	145.4	120.7	104.2	90.5	79.5	71.3	71.3
72.5°	2561.5	1796.4	386.7	134.4	126.2	107.0	93.2	82.3	71.3	65.8	65.8
75°	2111.8	1385.0	274.3	115.2	112.4	96.0	85.0	74.0	65.8	60.3	60.3
77.5°	1585.2	965.4	213.9	101.5	98.7	87.8	76.8	68.6	60.3	57.6	54.9
80°	1055.9	597.9	161.8	76.8	74.0	68.6	63.1	57.6	49.4	43.9	43.9
82.5°	471.7	252.3	82.3	43.9	38.4	32.9	27.4	19.2	19.2	16.5	16.5
85°	49.4	32.9	16.5	11.0	11.0	8.2	8.2	8.2	5.5	5.5	5.5
87.5°	8.2	8.2	5.5	5.5	5.5	2.7	2.7	2.7	2.7	2.7	2.7
90°	0.0	0.0	0.0	0.0	0.0	0.0	0.0	0.0	0.0	0.0	0.0

LM-79-2019: Approved Method: Electrical and Photometric Measurements of Solid-State Lighting Products

Report Prepared for

Cooper Lighting Solutions

Streetworks

Report Number: SP1-2407-157-5

Test Date: 08/07/2024

Luminaire Tested: MEM2-HTN-SA-40-740-U-5WQ-2

Data in this report applies to families of products including MEM2-HTN-SA-40-740-U-5WQ-2

Test Information

Test Method: LM-79-2019
 Report Number: SP1-2407-157-5
 Test Lab: COOPER LIGHTING SOLUTIONS
 Photometer: SP1 - 76IN SPHERE
 Measurement Geometry: 4π
 Issue Date: 08/20/2024
 Manufacturer: COOPER LIGHTING SOLUTIONS
 Product Line: Streetworks
 Catalog Number: **MEM2-HTN-SA-40-740-U-5WQ-2**
 Description: Epic Modern Light Square 40W 5WQ Optic and Flare Trim

Spectral Parameters

CCT (K): 3915
 CIE u': 0.2262
 CIE v': 0.5044
 Duv: 0.0010
 CIE x: 0.3850
 CIE y: 0.3816
 CIE z: 0.2334
 Peak Wavelength (nm): 449
 Dominant Wavelength (nm): 578
 Purity: 30.05482
 Rf: 73.2
 Rg: 93.9

CRI (Ra):	71.0		
R1:	67.6	R9:	-38.4
R2:	78.3	R10:	48.9
R3:	87.1	R11:	65.3
R4:	69.7	R12:	40.4
R5:	67.4	R13:	69.3
R6:	69.3	R14:	92.6
R7:	79.7	R15:	59.9
R8:	48.7		



Test Conditions

Stabilization Time: 21M
 Operation Time: 1H 21M
 Sphere Temperature (°C): 24.2

REPORT NUMBER: SP1-2407-157-5

Measurement and Test Equipment			
Instrument	Identification Number	Calibration Date	Calibration Due Date
Photometer	IN0058	6/18/2024	12/18/2024
Power Meter	INXT2011004	2/8/2024	2/8/2025
AC Power Source	IN0063	10/24/2023	10/24/2024
DC Power Source	IN0208	10/24/2023	10/24/2024
Sphere Thermometer	IN0085	10/24/2023	10/24/2024
Room Thermometer	IN0046	10/24/2023	10/24/2024

REPORT NUMBER: SP1-2407-157-5

CIE 1931 Chromaticity Diagram



CIE 1931 Chromaticity Diagram with 2017 ANSI 7-Step and 4-Step Quadrangles



Point lies inside the ANSI 4000K 4-step quadrangle

REPORT NUMBER: SP1-2407-157-5

Photopic Flux vs. Wavelength



Photopic Lumens: NR

λ (nm)	Power W [^] /nm	Lumens (φ/nm)	λ (nm)	Power W [^] /nm	Lumens (φ/nm)	λ (nm)	Power W [^] /nm	Lumens (φ/nm)	λ (nm)	Power W [^] /nm	Lumens (φ/nm)	λ (nm)	Power W [^] /nm	Lumens (φ/nm)
360	0	NR	490	112	NR	620	618	NR	750	15	NR	880	0	NR
365	0	NR	495	153	NR	625	563	NR	755	13	NR	885	0	NR
370	0	NR	500	216	NR	630	510	NR	760	11	NR	890	0	NR
375	0	NR	505	291	NR	635	456	NR	765	9	NR	895	0	NR
380	0	NR	510	366	NR	640	407	NR	770	8	NR	900	0	NR
385	0	NR	515	436	NR	645	359	NR	775	7	NR	905	0	NR
390	0	NR	520	492	NR	650	316	NR	780	6	NR	910	0	NR
395	2	NR	525	536	NR	655	277	NR	785	5	NR	915	0	NR
400	4	NR	530	567	NR	660	240	NR	790	4	NR	920	0	NR
405	7	NR	535	596	NR	665	208	NR	795	4	NR	925	0	NR
410	12	NR	540	619	NR	670	179	NR	800	3	NR	930	0	NR
415	25	NR	545	644	NR	675	154	NR	805	3	NR	935	0	NR
420	51	NR	550	671	NR	680	133	NR	810	3	NR	940	0	NR
425	100	NR	555	701	NR	685	114	NR	815	2	NR	945	0	NR
430	180	NR	560	735	NR	690	98	NR	820	2	NR	950	0	NR
435	315	NR	565	768	NR	695	83	NR	825	2	NR	955	0	NR
440	514	NR	570	798	NR	700	71	NR	830	1	NR	960	0	NR
445	828	NR	575	825	NR	705	61	NR	835	1	NR	965	0	NR
450	992	NR	580	843	NR	710	52	NR	840	1	NR	970	0	NR
455	652	NR	585	848	NR	715	44	NR	845	1	NR	975	0	NR
460	382	NR	590	844	NR	720	38	NR	850	1	NR	980	0	NR
465	282	NR	595	826	NR	725	32	NR	855	1	NR	985	0	NR
470	180	NR	600	800	NR	730	28	NR	860	1	NR	990	0	NR
475	119	NR	605	762	NR	735	24	NR	865	1	NR	995	0	NR
480	101	NR	610	719	NR	740	20	NR	870	1	NR	1000	0	NR
485	98	NR	615	669	NR	745	17	NR	875	0	NR			

REPORT NUMBER: SP1-2407-157-5

Scotopic Flux vs. Wavelength



Scotopic Lumens: NR

S/P: 1.49

λ (nm)	Power W [^] /nm	Lumens (ϕ /nm)	λ (nm)	Power W [^] /nm	Lumens (ϕ /nm)	λ (nm)	Power W [^] /nm	Lumens (ϕ /nm)	λ (nm)	Power W [^] /nm	Lumens (ϕ /nm)	λ (nm)	Power W [^] /nm	Lumens (ϕ /nm)
360	0	NR	490	112	NR	620	618	NR	750	15	NR	880	0	NR
365	0	NR	495	153	NR	625	563	NR	755	13	NR	885	0	NR
370	0	NR	500	216	NR	630	510	NR	760	11	NR	890	0	NR
375	0	NR	505	291	NR	635	456	NR	765	9	NR	895	0	NR
380	0	NR	510	366	NR	640	407	NR	770	8	NR	900	0	NR
385	0	NR	515	436	NR	645	359	NR	775	7	NR	905	0	NR
390	0	NR	520	492	NR	650	316	NR	780	6	NR	910	0	NR
395	2	NR	525	536	NR	655	277	NR	785	5	NR	915	0	NR
400	4	NR	530	567	NR	660	240	NR	790	4	NR	920	0	NR
405	7	NR	535	596	NR	665	208	NR	795	4	NR	925	0	NR
410	12	NR	540	619	NR	670	179	NR	800	3	NR	930	0	NR
415	25	NR	545	644	NR	675	154	NR	805	3	NR	935	0	NR
420	51	NR	550	671	NR	680	133	NR	810	3	NR	940	0	NR
425	100	NR	555	701	NR	685	114	NR	815	2	NR	945	0	NR
430	180	NR	560	735	NR	690	98	NR	820	2	NR	950	0	NR
435	315	NR	565	768	NR	695	83	NR	825	2	NR	955	0	NR
440	514	NR	570	798	NR	700	71	NR	830	1	NR	960	0	NR
445	828	NR	575	825	NR	705	61	NR	835	1	NR	965	0	NR
450	992	NR	580	843	NR	710	52	NR	840	1	NR	970	0	NR
455	652	NR	585	848	NR	715	44	NR	845	1	NR	975	0	NR
460	382	NR	590	844	NR	720	38	NR	850	1	NR	980	0	NR
465	282	NR	595	826	NR	725	32	NR	855	1	NR	985	0	NR
470	180	NR	600	800	NR	730	28	NR	860	1	NR	990	0	NR
475	119	NR	605	762	NR	735	24	NR	865	1	NR	995	0	NR
480	101	NR	610	719	NR	740	20	NR	870	1	NR	1000	0	NR
485	98	NR	615	669	NR	745	17	NR	875	0	NR			

REPORT NUMBER: SP1-2407-157-5

Melanopic Flux vs. Wavelength



Melanopic Lumens: NR

M/P: 2.88

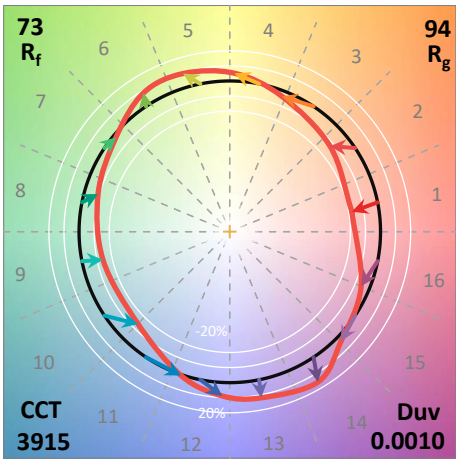
λ (nm)	Power W [^] /nm	Lumens (φ/nm)	λ (nm)	Power W [^] /nm	Lumens (φ/nm)	λ (nm)	Power W [^] /nm	Lumens (φ/nm)	λ (nm)	Power W [^] /nm	Lumens (φ/nm)	λ (nm)	Power W [^] /nm	Lumens (φ/nm)
360	0	NR	490	112	NR	620	618	NR	750	15	NR	880	0	NR
365	0	NR	495	153	NR	625	563	NR	755	13	NR	885	0	NR
370	0	NR	500	216	NR	630	510	NR	760	11	NR	890	0	NR
375	0	NR	505	291	NR	635	456	NR	765	9	NR	895	0	NR
380	0	NR	510	366	NR	640	407	NR	770	8	NR	900	0	NR
385	0	NR	515	436	NR	645	359	NR	775	7	NR	905	0	NR
390	0	NR	520	492	NR	650	316	NR	780	6	NR	910	0	NR
395	2	NR	525	536	NR	655	277	NR	785	5	NR	915	0	NR
400	4	NR	530	567	NR	660	240	NR	790	4	NR	920	0	NR
405	7	NR	535	596	NR	665	208	NR	795	4	NR	925	0	NR
410	12	NR	540	619	NR	670	179	NR	800	3	NR	930	0	NR
415	25	NR	545	644	NR	675	154	NR	805	3	NR	935	0	NR
420	51	NR	550	671	NR	680	133	NR	810	3	NR	940	0	NR
425	100	NR	555	701	NR	685	114	NR	815	2	NR	945	0	NR
430	180	NR	560	735	NR	690	98	NR	820	2	NR	950	0	NR
435	315	NR	565	768	NR	695	83	NR	825	2	NR	955	0	NR
440	514	NR	570	798	NR	700	71	NR	830	1	NR	960	0	NR
445	828	NR	575	825	NR	705	61	NR	835	1	NR	965	0	NR
450	992	NR	580	843	NR	710	52	NR	840	1	NR	970	0	NR
455	652	NR	585	848	NR	715	44	NR	845	1	NR	975	0	NR
460	382	NR	590	844	NR	720	38	NR	850	1	NR	980	0	NR
465	282	NR	595	826	NR	725	32	NR	855	1	NR	985	0	NR
470	180	NR	600	800	NR	730	28	NR	860	1	NR	990	0	NR
475	119	NR	605	762	NR	735	24	NR	865	1	NR	995	0	NR
480	101	NR	610	719	NR	740	20	NR	870	1	NR	1000	0	NR
485	98	NR	615	669	NR	745	17	NR	875	0	NR			

Summary

$R_f = 73.2$
 $R_g = 93.9$
 $CIE R_a = 71.0$
 $R_g = -38.4$



Color Vector Graphics

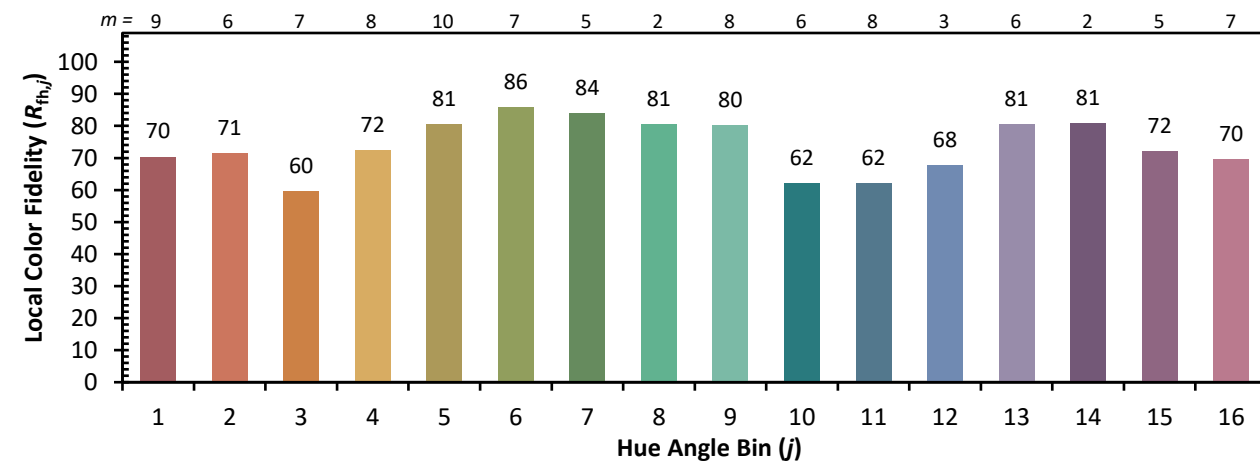


Individual Sample Fidelity Index ($R_{f,i}$)

CES01 = 85	CES26 = 61	CES51 = 88	CES76 = 50
CES02 = 61	CES27 = 88	CES52 = 87	CES77 = 69
CES03 = 30	CES28 = 81	CES53 = 77	CES78 = 53
CES04 = 70	CES29 = 65	CES54 = 84	CES79 = 81
CES05 = 47	CES30 = 81	CES55 = 83	CES80 = 78
CES06 = 50	CES31 = 69	CES56 = 73	CES81 = 77
CES07 = 40	CES32 = 60	CES57 = 72	CES82 = 91
CES08 = 39	CES33 = 76	CES58 = 73	CES83 = 89
CES09 = 29	CES34 = 70	CES59 = 85	CES84 = 86
CES10 = 74	CES35 = 83	CES60 = 89	CES85 = 77
CES11 = 57	CES36 = 91	CES61 = 81	CES86 = 71
CES12 = 63	CES37 = 79	CES62 = 85	CES87 = 76
CES13 = 42	CES38 = 92	CES63 = 72	CES88 = 80
CES14 = 74	CES39 = 96	CES64 = 64	CES89 = 70
CES15 = 71	CES40 = 91	CES65 = 61	CES90 = 79
CES16 = 46	CES41 = 93	CES66 = 57	CES91 = 74
CES17 = 49	CES42 = 80	CES67 = 54	CES92 = 57
CES18 = 56	CES43 = 76	CES68 = 63	CES93 = 74
CES19 = 72	CES44 = 99	CES69 = 73	CES94 = 51
CES20 = 65	CES45 = 85	CES70 = 55	CES95 = 65
CES21 = 86	CES46 = 82	CES71 = 48	CES96 = 76
CES22 = 78	CES47 = 86	CES72 = 83	CES97 = 84
CES23 = 92	CES48 = 77	CES73 = 45	CES98 = 75
CES24 = 91	CES49 = 80	CES74 = 93	CES99 = 62
CES25 = 72	CES50 = 88	CES75 = 51	



Color Rendition by Hue-Angle Bin



Measure Comparisons



(END OF REPORT)